



CAUTION



Prohibition

OPERATING MANUAL

RASB1200/RASB2000/
RASB3000/RASB5000

RODAC
International by

Read this manual before use



Install into a closed and solid fixture.



This hole is used for hanging, do not lock tightly for wider operation direction.



Take load off before adjusting.

The + means the turning direction to increase capacity.

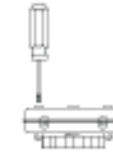
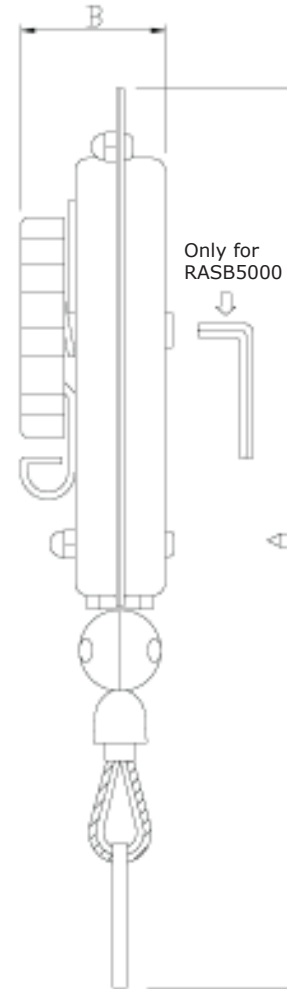
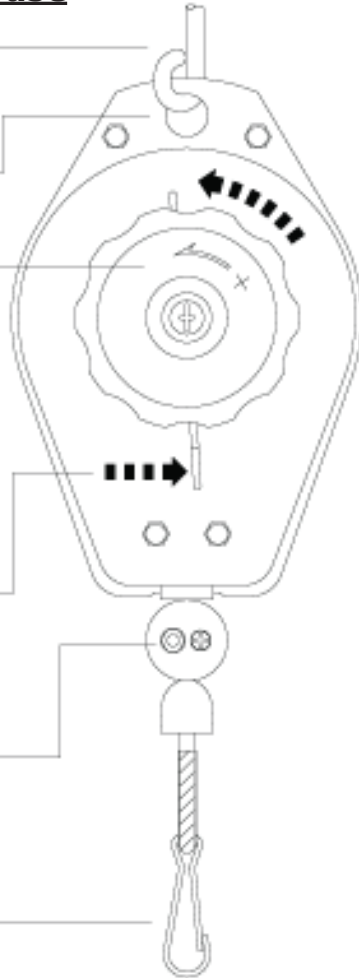
Only press the spring 1 to 3 cm to decrease capacity.

Loosen the screws and fasten the ball in a position of rope.

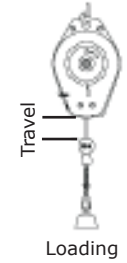
Load the tool with the closed hook.



Temperature: -10 °C ~ 50 °C



Prohibition of disassembly.



Don't twist and rub the cordage with cable during travel.
Don't load over its capacity.



Large angle using will debase the wire rope's life.
Under 20° is better.



To increase capacity of RASB5000, turn the spindle clockwise using the allen key.

Model	Capacity (kg)	Weight (kg)	Travel (m)	A (mm)	B (mm)
RASB1200	0.6~1.5	0.52	1.4	240	44
RASB2000	1.0~2.0	0.53	1.4	240	44
RASB3000	1.5~3.0	0.53	1.1	240	44
RASB5000	3.0~5.0	0.81	1.1	290	47